

Hello families!

As the long distance learning continues, remember we need to hear from you as parents that you are working with your child to continue learning at home. We will be using this feedback to help with fourth quarter grading requirements – no response from you will result in no credit for your child. Thank you for all you are doing – keep it up and keep us posted!

Attached you will find the distance learning menu for the week of April 27th-May 1st. We are continuing to find activities that will help develop foundational skills such as letter identification, letter sounds, sight words, sounding out words to read new and unfamiliar text, and addition and subtraction facts. Continue using your student's third quarter assessments and progress reports to see which areas your child was struggling with and spend some extra time on those areas.

If you have any questions, please feel free to reach out at any time. We are happy to answer questions, give guidance, send resources, or help in any way.

Thank you for all you do,

The Kindergarten Team

Parent Tips for Distance Learning

Concerns:	Try this:
“My child is having trouble staying focused”	<ul style="list-style-type: none"> • Create a designated, quiet space for your child to work if possible. • Offer plenty of breaks as needed. • Set a timer for your child (5-15 minutes is reasonable for most Kindergarteners). • Set small, attainable goals and offer positive reinforcement when goals are met (praise, stickers, free time, etc.).
“The lessons are too easy/difficult for my child”	<ul style="list-style-type: none"> • I can share printable worksheets or online resources for reinforcement/enrichment that you may use to supplement your child’s lessons if needed. • Reach out to me with any concerns and we can discuss additional modifications.
“My child does not want to complete the lessons.”	<ul style="list-style-type: none"> • Offer choice: “Do you want to complete math or reading first today?” “Do you want to do a lesson online or from the learning menu?” • If the lessons are causing stress or conflict in your household, please reach out to me and we can brainstorm alternatives.
“I’m worried about my child’s progress.”	<ul style="list-style-type: none"> • Our #1 goal is to support the social and emotional well-being of students. Your child may not make the same amount of academic progress with online learning as they would at school, and that is OK. • When we return to school, teachers will use assessments to determine students’ individual needs, and we will provide instruction and support from there. 😊



Kindergarten – Monday

Book Corner

Read a non-fiction book with an adult. Talk about what you already knew, and share something new that you learned. Draw a picture and write a sentence to go with it.

Here are some different ways you can access books:

- Your own collection
- Public Library (check out books or e-books)
- Tumblebooks (Username: greeneview
Password: books)
- Storyline Online (storylineonline.net)
- Bookflix (with your Greene County Public library card)
- Epic(getepic.com)

Practice these sight words!

her	she
his	saw
how	was
him	with
he	were

Reading Decodables

- Read "**The Cutest Pet**" with an adult and explain to them how to use tally marks.
- Find, tally and count the long vowel words.
- Then color the pictures.

Tic Tac Toe

Pick at least 3 Things to Do!

Practice writing neatly numbers 0-20.	Hop on one foot 10 times while counting, Switch feet!	Add: 4+3= 3+4= 2+5= 1+6=
Find 20 sight words in a book.	Time yourself while you count to 100. Try to do it in 2 minutes!	Name and write 5 words that rhyme with "it".
Write a sentence to tell about your favorite pet (or animal) and draw a picture.	Add silent "e" can pan man plan Illustrate the long and short vowel words.	Count how many "vertices" or "points" you have on all the windows and doors in your house.

Math Corner

- Show five different ways to make 8. Use beads or cereal:
- $$0 + \underline{\quad} = 8$$
- $$1 + \underline{\quad} = 8$$
- $$2 + \underline{\quad} = 8$$
- $$3 + \underline{\quad} = 8$$
- $$4 + \underline{\quad} = 8$$

Freckle

- Login to Freckle and have your child explore the ELA and math sections that this resource has to offer!



Kindergarten – Tuesday

Book Corner

Read a book with an adult and discuss the problem and solution in the story. Draw a picture of the solution to the problem.

Here are some different ways you can access books:

- Your own collection
- Public Library (check out books or e-books)
- Tumblebooks (Username: greeneview
Password:
books)
- Storyline Online (storylineonline.net)
- Bookflix (with your Greene County Public library card)
- Epic(getepic.com)

Practice these sight words!

when	thank
then	your
be	come
we	from
why	every

Reading Decodables

Read **“The Cutest Pet.”** Go on a word hunt: find and circle each sight word. Write a new sentence for each sight word you find.

Tic Tac Toe

Pick at least 3 Things to Do!

Practice writing your family members' names in your best handwriting.	Dance to your favorite song while you help with dishes.	Subtract: 10-1= 9-2= 8-3= 7-4=
Clap the syllables: kitchen, refrigerator, sink, cabinet, toaster.	Go outside and hop while counting backward from 20.	Draw a pattern using circles, triangles, and squares!
Use 5-8 sight words to write a sentence, then read it to an adult.	Illustrate (draw) your favorite thing to do at school.	Name and write five words that rhyme with “hop”.

Math Corner

Trace your foot and cut it out. Measure 5 things with it. Draw a picture of the things that are the same length, and label them by writing the name of the item beside the picture.

Freckle

Login to Freckle and have your child explore the ELA and Math sections that this resource has to offer!



Kindergarten – Wednesday

Book Corner

Write your own story, and draw the pictures. After you have finished, read your story with an adult. Make any needed changes to your writing, then read it to them again. Now you are ready to share it with others!

Here are some different ways you can access books:

- Your own collection
- Public Library (check out books or e-books)
- Tumblebooks (Username: greeneview Password: books)
- Storyline Online (storylineonline.net)
- Bookflix (with your Greene County Public library card)
- Epic (getepic.com)

Practice these sight words!

of out
to see
have and
girl the
go yes

Reading Decodables

Read “**The Cutest Pet**” Go back through the story and count how many students are in the story?

Bonus: Write down their names!

Math Corner

Draw to solve:

You bought 5 lollipops. You gave 3 away. How many do you have left?

There are 3 new baby geese. Counting the Mom and Dad, how many are in the family?

Bonus: Write a number sentence for each problem.

Freckle

Login to Freckle and have your child explore the ELA and Math sections that this resource has to offer!

Tic Tac Toe

Pick at least 3 Things to Do!

Practice addition flashcards

Count the letters in your first name, then last name, and add them together.

Add:
 $5+1 =$
 $4+3 =$
 $6+2 =$
 $3+0 =$

Explain the job of an illustrator – look at books to find your favorite pictures.

Count to 100 by fives.

Use Uno Cards: pull out 2 cards and add them; continue with the deck!

Write a sentence to thank someone for helping you with school work!

Use crayons or markers to write all the number words.

Use sight word cards and name all of the W words.



Kindergarten – Thursday

Book Corner

- Read a book with an adult and talk about the characters. Pick your favorite character and draw a picture of him or her. Write a sentence telling why he or she is your favorite character.

Here are some different ways you can access books:

- Your own collection
- Public Library (check out books or e-books)
- Tumblebooks (Username: greeneview
Password:

books)

- Storyline Online (storylineonline.net)
- Bookflix (with your Greene County Public library card)
- Epic (getepic.com)

Tic Tac Toe

Pick at least 3 Things to Do!

Using 2D (flat) shapes draw 3 zoo animals.

Count the syllables in the names of your family members. Who has the most?

Subtract:
4 - 2 =
7 - 0 =
5 - 3 =
3 - 2 =

Write and read all the sight words that begin with H.

Practice writing your first and last name neatly.

Count the lights in your house – use tally marks, then count them by 5's!

Make a tent under your table, and read your three favorite books.

Choose and read your two favorite decodable books.

Go on a scavenger hunt in your house to find letters. See how many you can write!

Practice these sight words!

new please
our look
so said
for do
all who

Reading Decodables

Read **“The Cutest Pet”**. Draw a picture of which one you think is the cutest pet in the book.

Math Corner

Play **Top It**, then play **Bop It**:

When playing **Top It** the highest number takes the hand.

Bop It means the lowest number takes the hand.

The one with the most hands wins!

Freckle

Login to Freckle and have your child explore the ELA and Math sections that this resource has to offer!



Kindergarten – Friday

Book Corner

- Read a book with an adult. Go back and look at each page in the book to find as many sight words as you can. Write down the sight words on a piece of paper using colorful pens, markers, crayons, etc.

Here are some different ways you can access books:

- Your own collection
- Public Library (check out books or e-books)
- Tumblebooks (Username: greeneview
Password: books)
- Storyline Online (storylineonline.net)
- Bookflix (with your Greene County Public library card)
- Epic(getepic.com)

Practice these sight words!

- | | | |
|-------|--------|--------|
| Red. | yellow | blue |
| green | black | orange |
| brown | purple | pink |
| | white | |

Reading Decodables

Read **"The Cutest Pet"**. Create a Pet Graph using tally marks and ask your family which pet is their favorite?

Bonus: which pet won?

Tic Tac Toe

Pick at least 3 Things to Do!

Count how many pairs of socks you have, and draw your favorite.

Sort your shoes by attributes: by color, by style. Make a pattern with shoes!

Use cereal to add:
 $0 + \underline{\quad} = 6$
 $1 + \underline{\quad} = 6$
 $2 + \underline{\quad} = 6$
 $3 + \underline{\quad} = 6$

Draw your favorite game and tell about it in a sentence.

Count by 10's to 100 while crab walking!

Circle and say the ending sounds; your, thank, how, then.

Pretend you are the teacher: What would you ask your parent to write about?

Find five things that begin with B and write them down.

Make a pattern with your body by claps, jumps, stomps, spins. Have someone repeat your pattern!

Math Corner

Comparing 3D Shapes:
Cone and cylinder


- Use a toilet paper roll. Make a cone with paper - make sure it has a point and tape it together. Trim the paper bottom so the cone is flat. Write two sentences to tell how the shapes are the same, and how they are different - think sides and points. (Worksheet attached)

Freckle


Login to Freckle and have your child explore the ELA and Math sections that this resource has to offer!



A 3-D Look

Look at a **cone** and a **cylinder**.



 Write to tell how the shapes are the **same**.

 Write to tell how the shapes are **different**.

Bonus: Compare a  and a .